
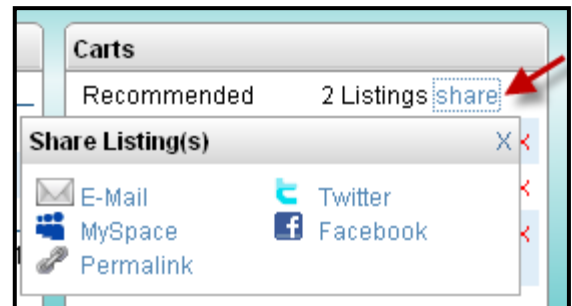



Getting Started with Your Customer Portal

Welcome to your Customer Portal. The Portal is a personalized webpage to help you keep track of listings. The home page of the portal is divided into four panels:

- In the upper left, look at Searches and Reports that I've sent to you. Click on any search name to look at the matching listings.
- In the upper right corner, listings that you have marked as Favorites, Possibilities, and Rejects will be kept organized in Listing Carts. Also, look at listings I've recommended and removed here. If you'd like to share these listing with friends or family, click on the **share** link to send them through e-mail, Facebook, and more.
- In the lower left corner, view message threads about listings – you can send me messages about listings from this page or when looking at a listing.
- In the lower right corner, review your Profile information. If any of this contact information is incorrect, click on the pencil icon  to edit it. If you'd like to change your password, click on the link marked **Change My Password**.







**Tiffany Bloom,
Your Trusted
Real Estate
Connection**



**R. Bloom and
Company
Realty**

1001 Palindrome Ave
Springfield, ND 58103
E-Mail
484-523-0731
Web Site

Customer Portal for Elizabeth Hernandez  Log Off  Help

Searches and Reports	
Provided Searches	
\$200-300K 3 bed	
Colonial 3BR 2BA	
Reports	
Comparable Market Analysis	10:49 AM
Listing Report	01/21/2011

Carts	
Recommended	2 Listings share
Favorites	3 Listings share X
Possibilities	3 Listings share X
Rejects	27 Listings share X
Removed	0 Listings X

Messages  

[Write a message to Tiffany Bloom](#)

[Expand all messages](#) [Collapse all messages](#) [Search messages](#)

[-] [00-1208] Re: Contact request, MLS #00-1208 From: Tiffany Bloom 10:03 AM

[00-1208] Contact request, MLS #00-1208 To: Tiffany Bloom 01/24/2011


Weekend Showings From: Tiffany Bloom 01/21/2011

Recommended Listings From: Tiffany Bloom 01/21/2011

Hi Beth -
I marked some listings as recommended - I think you'd like the neighborhood. Call me this weekend if you'd like to walk through them!

Reply to message Tiffany Bloom, (484) 523-0731, [Remove message above](#)
example@fbsdata.com

Profile

Contact Information 

Elizabeth Hernandez
2644 135th St
#202
Riverdale MN 68421
elizabeth@example.com

[Change My Password](#)

Getting Started with Your Customer Portal

Managing Listings - To look at listings, click on any search name in the Searches and Reports panel. The listings will appear on a page that is organized by tabs. Click on the tabs to look at different information about the listings.

- **List tab** – this tab shows all of the listings in a group. Compare listings easily here. Click on the smiley face icons to mark listings as Favorites, Possibilities, and Rejects (if you reject a listing, it will be hidden from your searches). Listings with a star are those I've recommended.

	Price / Status / MLS #	List Price	Total SqFt.	Total Bedrooms	Total Bathrooms	Current Price	Year Built
1	\$210,000 200 S 8th St Fargo, ND 58103 Active / 00-1208	210,000	1,800	3	2	210,000	2009
2	\$265,000 4324 32ND AVE S Fargo, AR 58104 Active / 11-6	265,000	2,335	3	3	265,000	2010
3	\$239,000 Active / 10-47	239,000	2,500	4	2	239,000	2009

- **Detail tab** – here, you'll see a more detailed listing report. If you'd like, you can also use a Mortgage Calculator on the Detail tab.
- **Photos tab** – look at all of the photos for a listing here. Click on the arrows to navigate through the photos. You can use the arrow buttons on the screen, or the arrow keys on your keyboard.
- **Map tab** – plot the listings on a map here. You can move the map around and zoom in to get a better look. Click on the **Driving Directions** link to open the location in Google maps where you can get detailed driving directions.
- **Messages tab** – here, send me messages about properties. I'll respond, and our conversations about individual listings will be visible on the Messages tab, or you can look at all of our conversations on the Portal Home page.

The screenshot shows the 'Map' tab selected. The left sidebar displays the same three listings as the previous screenshot, with checkboxes next to them. The main area shows a satellite map with a green pin on the first listing. The map includes navigation controls (directional arrows, zoom in/out), a scale bar (60m / 200ft), and a 'Satellite' overlay option.